

**Regional Project Costs - Non-Financing Costs**  
**March 23, 2011 thru March 31, 2011**

|                                     |                                  |
|-------------------------------------|----------------------------------|
| Geoscience - Geohydrologic Services | \$6,985.00                       |
| Pini Realty - Appraisals            | 12,500.00                        |
| MCWRA labor costs                   | 7,421.18                         |
| Travel & Meeting and Other Expense  | 236.21                           |
| <b>Total</b>                        | <b><u><u>\$27,142.39</u></u></b> |

**Geoscience - Monterey Regional Water Supply Project**

|                                       | <u>Inv No.</u> | <u>Amount</u>          |
|---------------------------------------|----------------|------------------------|
| Period March 23 to March 31, 2011     | 2020-10-07     | 6,985.00               |
| <b>Total March 23 - March 31 2011</b> |                | <u><u>6,985.00</u></u> |
| <b>Total Geoscience Costs</b>         |                | <u><u>6,985.00</u></u> |

# GEOSCIENCE

April 21 2011

Accounts Payable  
Monterey County Water Resources Agency  
893 Blanco Circle  
Salinas, CA 93901

**Re: Progress Billing Invoice for Geohydrologic Studies – Monterey Regional Water Supply Project -**

**Agreement Dated September 27, 2010  
County Contact: Mr. Curtis Weeks, Mr. Robert Johnson**

**REVISED Invoice #2020-10-07**

**Period of this Invoice: March 1 - 31, 2011**

Accounts Payable:

This letter is an invoice for the above referenced project.

**Please Pay This Amount: \$23,907**

Payable to:

GEOSCIENCE Support Services, Inc.  
P.O. Box 220  
Claremont, CA 91711

*See pages  
3/23-3/31/11 \$6985*

GEOSCIENCE SUPPORT SERVICES INCORPORATED

*Ground Water Resources Development*

P.O. Box 220, Claremont, CA 91711

T 909-451-6650

F 909-451-6638

| Description  | HOURS –<br>March 1 - 31, 2011        |                                      |                                 |                               |                      |                     | Total<br>Cost    |
|--|--------------------------------------|--------------------------------------|---------------------------------|-------------------------------|----------------------|---------------------|------------------|
|  | Principal<br>Hydrologist<br>\$280/hr | Senior<br>Geohydr<br>ol.<br>\$180/hr | Project<br>Geohydr.<br>\$150/hr | Staff<br>Geohydr.<br>\$115/hr | Graphics<br>\$100/hr | Clerical<br>\$85/hr |                  |
| <b>Task 1.1 –</b><br>Project Management<br>March 1 – 22, 2010<br>March 23 – 31, 2010                 | 1.0<br>0.0                           |                                      | 2.0<br>0.0                      |                               |                      |                     | \$580<br>\$0     |
| <b>Task 1.2 –</b><br>Project Meetings<br>March 1 – 22, 2010<br>March 23 – 31, 2010                   | 2.0<br>0.0                           | 13.5<br>0.5                          | 1.5<br>0.0                      | 1.5<br>0.0                    |                      |                     | \$3,387<br>\$90  |
| <b>Task 1.3 –</b><br>Project Administration<br>March 1 – 22, 2010<br>March 23 – 31, 2010             |                                      |                                      | 4.0<br>0.0                      |                               |                      |                     | \$600<br>\$0     |
| <b>Task 1.4 –</b><br>QA/QC<br>March 1 – 22, 2010<br>March 23 – 31, 2010                              | 2.0<br>2.0                           | 3.0<br>1.0                           |                                 |                               |                      |                     | \$1,100<br>\$740 |
| <b>Task 2.1 –</b><br>Ground Water Modeling<br>March 1 – 22, 2010<br>March 23 – 31, 2010              |                                      | 0.0<br>16.5                          | 0.0<br>1.5                      |                               |                      |                     | \$0<br>\$3,195   |
| <b>Task 2.2 –</b><br>Permitting  |                                      |                                      |                                 |                               |                      |                     | \$0              |
| <b>Task 2.3 –</b><br>Preliminary Design  |                                      |                                      |                                 |                               |                      |                     | \$0              |
| <b>Task 2.4.1 –</b><br>Final Design Monitoring<br>Wells<br>March 1 – 22, 2010<br>March 23 – 31, 2010 |                                      | 0.0<br>5.0                           |                                 |                               |                      |                     | \$0<br>\$900     |

| Description  | HOURS –<br>March 1 - 31, 2011     |                                   |                                    |                                  |                      |                     | Total Cost      |
|--|-----------------------------------|-----------------------------------|------------------------------------|----------------------------------|----------------------|---------------------|-----------------|
|  | Principal Hydrologist<br>\$280/hr | Senior Geohydrologist<br>\$180/hr | Project Geohydrologist<br>\$150/hr | Staff Geohydrologist<br>\$115/hr | Graphics<br>\$100/hr | Clerical<br>\$85/hr |                 |
| Task 2.4.2 –<br>Final Design Vertical Wells<br>March 1 – 22, 2010<br>March 23 – 31, 2010 | 1.0<br>0.0                        | 8.0<br>0.0                        | 1.0                                |                                  |                      | 4.0<br>0.0          | \$2,211<br>\$0  |
| Task 2.4.3 –<br>Final Design Slant Wells<br>March 1 – 22, 2010<br>March 23 – 31, 2010    | 0.0<br>1.0                        | 0.0<br>8.0                        |                                    |                                  |                      | 0.0<br>4.0          | \$0<br>\$2,060  |
| Task 2.5 –<br>Assistance with Bidding Process  |                                   |                                   |                                    |                                  |                      |                     | \$0             |
|  | <b>Total Cost:</b>                |                                   |                                    |                                  |                      |                     | <b>\$14,863</b> |

|  |                 |
|--|-----------------|
| <b>Subtotal Labor March 1 - 22, 2011:</b>  | <b>\$7,878</b>  |
| <b>Subtotal Labor March 23 - 31, 2011:</b>   | <b>\$6,985</b>  |
| <b>TOTAL LABOR:</b>  | <b>\$14,863</b> |
| <b>Subtotal Reimbursable Expenses<br/>(See Attached Receipts) March 1 – 22, 2011:</b>  | <b>\$9,044</b>  |
| <b>Subtotal Reimbursable Expenses<br/>(See Attached Receipts) March 23 - 31, 2011:</b> | <b>\$0</b>      |
| <b>TOTAL REIMBURSABLE EXPENSES:</b>  | <b>\$9,044</b>  |
| <b>TOTAL FOR MARCH 1 – 22, 2011</b>  | <b>\$16,922</b> |
| <b>TOTAL FOR MARCH 23 – 31, 2011:</b>  | <b>\$6,985</b>  |
| <b>TOTAL INVOICE:</b>  | <b>\$23,907</b> |

| Summary of All Tasks                       |                    |                            |  |                       |
|--|--------------------|----------------------------|--|-----------------------|
| Task                                       | Amount of Contract | Amount Billed this Invoice | Amount Billed to Date [Including this Invoice] | Remaining on Contract |
| Task 1.1 – Project Management              | \$41,000           | \$580                      | \$21,985                                       | \$19,015              |
| Task 1.2 – Project Meetings                | \$115,300          | \$3,477                    | \$88,405                                       | \$26,895              |
| Task 1.3 – Project Administration          | \$55,000           | \$600                      | \$30,010                                       | \$24,990              |
| Task 1.4 – QA/QC                           | \$24,000           | \$1,840                    | \$32,825                                       | (\$8,825)             |
| Task 2.1 – Ground Water Modeling           | \$90,900           | \$3,195                    | \$67,826                                       | \$23,074              |
| Task 2.2 – Permitting                      | \$10,000           | \$0                        | \$11,606                                       | (\$1,606)             |
| Task 2.3 – Preliminary Design              | \$105,500          | \$0                        | \$206,562                                      | (\$101,062)           |
| Task 2.4.1 – Final Design Monitoring Wells | \$20,000           | \$900                      | \$900  | \$19,100              |
| Task 2.4.2 – Final Design Vertical Wells   | \$46,000           | \$3,941                    | \$52,085                                       | (\$6,085)             |
| Task 2.4.3 – Final Design Slant Wells      | \$46,000           | \$3,790                    | \$45,501                                       | \$499                 |
| Task 2.5 – Assistance with Bidding Process | \$20,000           | \$0                        | \$0  | \$20,000              |
| <b>Subtotal:</b>                           | <b>\$573,700</b>   | <b>\$18,323</b>            | <b>\$557,705</b>                               | <b>\$15,995</b>       |
| <b>Contingency:</b>                        | <b>\$12,270</b>    | <b>\$5,584</b>             | <b>\$11,705</b>                                | <b>\$565</b>          |
| <b>Total:</b>                              | <b>\$585,970</b>   | <b>\$23,977</b>            | <b>\$569,410</b>                               | <b>\$16,560</b>       |

| Summary of Contract                 |                  |
|-------------------------------------|------------------|
| <b>Total Contract Amount:</b>       | <b>\$585,970</b> |
| <b>Total Previous Invoices:</b>     | <b>\$545,483</b> |
| <b>Total this Invoice:</b>          | <b>\$23,907</b>  |
| <b>Total Remaining on Contract:</b> | <b>\$16,560</b>  |

Respectfully submitted,



Dennis E. Williams, Ph.D.  
President

cc: Mr. Robert Johnson/MCWRA

Reimbursable Expenses for Monterey County Water Resources Agency

Regional Water Supply Project

Time Period: March 1 - 31, 2011

GEOSCIENCE Invoice #2020-10-07

| Date   | Task No.                             | Vendor                   | Description         | Amount         |
|--|--------------------------------------|--------------------------|---------------------|----------------|
| 31-Mar   | Task - 2.4.2 Design & Specifications | Luhdorff & Scalmanini    | Invoice No. 26617   | \$1,573        |
|  | Task - 2.4.3 Design & Specifications |                          |                     | \$1,573        |
| 4-Apr-11   | Contingency - Final Design           | TJC and Associates, Inc. | Invoice No. 0024821 | \$5,077        |
| Subtotal Reimbursable Expenses [Excluding Subcontractors]: |                                      |                          |                     | \$0            |
| Subtotal Subcontractor:                                    |                                      |                          |                     | \$8,222        |
| 10% Fee on Subcontractors:                                 |                                      |                          |                     | \$822          |
| <b>Total Reimbursable:</b>                                 |                                      |                          |                     | <b>\$9,044</b> |

|                             |         |
|-----------------------------|---------|
| Total Expenses Task 2.4.2:  | \$1,730 |
| Total Expenses Task 2.4.3:  | \$1,730 |
| Total Expenses Contingency: | \$5,584 |
|                             | \$9,044 |



**Invoice**

March 31, 2011

GEOSCIENCE  
Attn: Meridee Williams  
P.O. Box 220  
Claremont, CA 91711

Invoice No: 26687

Project: 102107                      MONTEREY CO. WRA COASTAL  
TEST WELLS

Professional services rendered through March 31, 2011

**Task: 22 Design and Specifications**

**Professional Personnel**

|                                 | Hours        | Rate   | Amount            |                   |
|---------------------------------|--------------|--------|-------------------|-------------------|
| Principal Engineer              | 8.75         | 188.00 | \$1,645.00        |                   |
| Principal Project Manager       | 5.60         | 188.00 | \$1,052.80        |                   |
| Senior Hydrogeologist           | 3.00         | 148.00 | \$444.00          |                   |
| <b>Total Professional Labor</b> | <b>17.35</b> |        | <b>\$3,141.80</b> | <b>\$3,141.80</b> |

**Reimbursable Expenses**

|                            |  |  |               |               |
|----------------------------|--|--|---------------|---------------|
| Copies/Printing            |  |  | \$3.60        |               |
| <b>Total Reimbursables</b> |  |  | <b>\$3.60</b> | <b>\$3.60</b> |

Total This Task                      **\$3,145.40**

Total This Invoice                      **\$3,145.40**

**Outstanding Invoices**


| Number       | Date      | Balance                          |
|--------------|-----------|----------------------------------|
| 26564        | 1/30/2011 | \$8,729.00 - <i>pd 4-Apr-11</i>  |
| 26617        | 2/27/2011 | \$8,869.70 - <i>pd 15-Apr-11</i> |
| <b>Total</b> |           | <b>\$17,598.70</b>               |

Total Now Due                      **\$20,744.10**

**Billing Summary**

|                             | <u>Previously Billed</u> | <u>Current Billing</u> | <u>Billed To Date</u> |
|-----------------------------|--------------------------|------------------------|-----------------------|
| <b>Labor &amp; Expenses</b> | <b>\$41,581.90</b>       | <b>\$3,145.40</b>      | <b>\$44,727.30</b>    |

TERMS: Net 30 Days; late payments are subject to a late charge.



**TJC and Associates, Inc.**  
**3206 Luyung Drive**  
**Rancho Cordova, CA 95742-6830**

April 4, 2011  
 Project No: 110062  
 Invoice No: 0024821

Meridee Williams  
 Geoscience Support Services, Inc.  
 P.O. Box 220  
 Claremont, CA 91711

Project 110062 GSS - Monterey Desalination, Test Wells  
*Please Remit to "PO Box 2059, Folsom, CA 95763-2059"*

| Phase                         | 002                        | Task 2: Final Design - ICE |             |                 |                   |
|-------------------------------|----------------------------|----------------------------|-------------|-----------------|-------------------|
| Task                          | 002                        | I - Electrical Testing     |             |                 |                   |
| <b>Professional Personnel</b> |                            |                            |             |                 |                   |
|                               |                            | <b>Hours</b>               | <b>Rate</b> | <b>Amount</b>   |                   |
| Level 10 (E10)                |                            |                            |             |                 |                   |
| Giorsetto, Paul               |                            | .50                        | 189.00      | 94.50           |                   |
| Level 3 (E3)                  |                            |                            |             |                 |                   |
| Ouyang, Wenjun                |                            | 12.50                      | 131.00      | 1,637.50        |                   |
| <b>Totals</b>                 |                            | <b>13.00</b>               |             | <b>1,732.00</b> |                   |
|                               |                            | <b>Total Labor</b>         |             |                 | <b>1,732.00</b>   |
| <b>Consultants</b>            |                            |                            |             |                 |                   |
| <b>Other Consultants</b>      |                            |                            |             |                 |                   |
| 3/30/11                       | Power Systems Testing      | Consulting Services -      |             | 3,094.30        |                   |
|                               | CO., Inc,                  | Testing                    |             |                 |                   |
|                               | <b>Total Consultants</b>   |                            |             | <b>3,094.30</b> | <b>3,094.30</b>   |
| <b>Reimbursable Expenses</b>  |                            |                            |             |                 |                   |
| <b>Travel and Lodging</b>     |                            |                            |             |                 |                   |
| 3/2/11                        | Wenjun Ouyang              | Hotel expense              |             | 135.47          |                   |
| 3/25/11                       | Wenjun Ouyang              | Auto - 03/03/11            |             | 114.99          |                   |
|                               | <b>Total Reimbursables</b> |                            |             | <b>250.46</b>   | <b>250.46</b>     |
|                               |                            | <b>Total this Task</b>     |             |                 | <b>\$5,076.76</b> |
|                               |                            | <b>Total this Phase</b>    |             |                 | <b>\$5,076.76</b> |
|                               |                            | <b>Total this Invoice</b>  |             |                 | <b>\$5,076.76</b> |

**Outstanding Invoices**

| Number | Date | Balance |
|--------|------|---------|
|--------|------|---------|

| Project | 110062       | GSS - Monterey Desalination, Test Wells |                      | Invoice 0024821    |
|---------|--------------|---|----------------------|--------------------|
|         | 0024704      | 1/28/11                                 | 11,473.25            | - pd 4-Apr-11      |
|         | 0024765      | 3/3/11                                  | 383.75               | - pd 15-Apr-11     |
|         | <b>Total</b> |   | <b>11,857.00</b>     |                    |
|         |              |   | <b>Total Now Due</b> | <b>\$16,933.76</b> |

**Pini Realty - Appraisal for Monterey Regional Water Supply Project**

|   | <u>Inv No.</u> | <u>Amount</u>           |
|---|----------------|-------------------------|
| Armstrong appraisal delivered on March 30, 2011 |                | 12,500.00               |
| MCWD Appraisal delivered on April 6, 2011       |                |                         |
| <b>Total March 23 - March 31 2011</b>           |                | <u><u>12,500.00</u></u> |



Realtors ▪ Appraisers ▪ Developers ▪ Consultants  
263 Lincoln Avenue  
Salinas, CA 93901  
(831) 422-5327  
Fax: 422-8280

### Invoice

April 6, 2011

Mr. Chris Keehn  
Monterey County Water Resource Agency  
893 Blanco Circle  
Salinas, CA 93901

---

### Appraisal Services

Slant well easements and temporary construction easement appraisals on the 45.8 acre Armstrong parcel and the Marina Coast Water District property.

Armstrong appraisal delivered to MCWRA on March 30, 2011  
Marina Coast Water District appraisal delivered on April 6, 2011

APPROVED FOR PAYMENT

A handwritten signature in black ink, appearing to be "Jim Piini", written over a horizontal line.

*Date: April 6, 2011*

Appraisal Fee: \$12,500.00

**Labor charges 3/23/11 thru 3/31/11**

|                 | <b>Hours</b> | <b>Rate</b> | <b>Amount</b>   |
|-----------------|--------------|-------------|-----------------|
| <b>C. Weeks</b> |              |             |                 |
| 03/23/11        | 4            | 218.574     | 874.30          |
| 03/24/11        | 4            | 218.574     | 874.30          |
| 03/25/11        | 4            | 218.574     | 874.30          |
| 03/29/11        | 6            | 218.574     | 1,311.44        |
| 03/30/11        | 4            | 218.574     | 874.30          |
| 03/31/11        | 8            | 218.574     | 1,748.59        |
|                 | <u>30</u>    |             | <u>6,557.23</u> |

**Rob Johnson**

|          |          |         |               |
|----------|----------|---------|---------------|
| 03/30/11 | 3        | 133.899 | 401.70        |
| 03/31/11 | 1        | 133.899 | 133.90        |
|          | <u>4</u> |         | <u>535.60</u> |

**Brent Buche**

|          |            |         |               |
|----------|------------|---------|---------------|
| 03/30/11 | 2.5        | 131.341 | 328.35        |
|          | <u>2.5</u> |         | <u>328.35</u> |

**Total 3/23/11 thru 3/31/11** \$7,421.18







3/28 3/29 JLB

3/31 4/1

4/4 4/5 4/8 4/17 4/18

MONTEREY COUNTY WATER RESOURCES AGENCY TIME CARD


| Enter Hours |      |      |     |      |      |      | Enter Hours |      |      |     |      |      |      | Work Order | Description/Remarks   | Total Hours |
|-------------|------|------|-----|------|------|------|-------------|------|------|-----|------|------|------|------------|-----------------------|-------------|
| Sat.        | Sun. | Mon. | Tu. | Wed. | Thu. | Fri. | Sat.        | Sun. | Mon. | Tu. | Wed. | Thu. | Fri. |            |                       |             |
|             |      |      |     | 3.00 | 1.00 |      |             |      |      |     | 3.00 |      |      | 905010     | RWSP - Test Well work | 7.00        |

|       |                    |                 |          |                    |   |                      |   |
|-------|--------------------|-----------------|----------|--------------------|---|----------------------|---|
| EMP.# |                    | 2 weeks ending: | 4/8/2011 | Employee Signature |  | TOTAL                | 80.00   |
| Name  | Johnson, Robert L. |                 |          |                    |   | Supervisor's Initial |  |

3/28 3/29 3/30 3/31 4/1 4/4 4/5 4/6 4/7 4/8  
**MONTEREY COUNTY WATER RESOURCES AGENCY TIME CARD**

| Enter Hours |      |      |     |      | Enter Hours |      |      |      |      | Work Order | Description/Remarks | Total Hours |     |
|-------------|------|------|-----|------|-------------|------|------|------|------|------------|---------------------|-------------|-----|
| Sat.        | Sun. | Mon. | Tu. | Wed. | Thu.        | Fri. | Sat. | Sun. | Mon. |            |                     |             | Tu. |

|  |  |  |  |      |  |  |  |  |  |  |      |  |  |  |        |                        |      |
|--|--|--|--|------|--|--|--|--|--|--|------|--|--|--|--------|------------------------|------|
|  |  |  |  | 2.50 |  |  |  |  |  |  |      |  |  |  | 900056 | Gen Maint/EMT          |      |
|  |  |  |  |      |  |  |  |  |  |  | 2.50 |  |  |  | 905010 | Regional Water Project | 5.00 |

|       |             |      |      |      |      |      |                 |  |      |      |      |      |  |                      |       |
|-------|-------------|------|------|------|------|------|-----------------|--|------|------|------|------|--|----------------------|-------|
|       |             | 8.00 | 8.00 | 8.00 | 8.00 | 8.00 |                 |  | 8.00 | 8.00 | 8.00 | 8.00 | 8.00   | Unpaid Leave - UNPDT |       |
|       |             |      |      |      |      |      |                 |  |      |      |      |      |  | <b>TOTAL</b>         | 80.00 |
| EMP.# |             |      |      |      |      |      | 2 weeks ending: |  |      |      |      |      | Employee Signature   |                      |       |
| Name  | Brent Buche |      |      |      |      |      | 4/8/2011        |  |      |      |      |      | <br>Supervisor's Initial <b>BB</b> |                      |       |

**Travel, Meeting, & Other Expense**

|                      |  | <b>BOD Meeting</b> |            |
|----------------------|--|--------------------|------------|
| <b>Steve Collins</b> |  | <b>Travel</b>      | <b>Fee</b> |
| 3/23/2011            | Mileage & Fee - Regional Desal Project financing plan (10am), Marina   | 12.75              | 50.00      |
| 3/23/2011            | Fee - Regional Desal Project financing plan (3pm), Marina              |                    | 50.00      |
| 3/31/2011            | Mileage & Fee - Regional Desal Project Advisory meeting, Pacific Grove | 23.46              | 50.00      |
| 3/31/2011            | Fee - Regional Desal Project Forum, Pacific Grove                      |                    | 50.00      |
|                      |  | <hr/>              | <hr/>      |
|                      |  | 36.21              | 200.00     |

**Total travel & meeting expenses**

**236.21**

*Deducted from invoice  
for reimbursement of owner  
lodging charges*

MONTEREY COUNTY WATER RESOURCES AGENCY  
 BOARD OF DIRECTORS  
 MILEAGE/SERVICE REIMBURSEMENT CLAIM FORM

MARILYN EXPENSES DEDUCTED PLAN  
 REQUEST FOR REIMBURSEMENT FOR  
 LODGING IN EXCESS OF FEDERAL  
 PER DIEM (MAILED 6/22/11)

Name Steve Collins Month March 2011  
 Point of Origin for Mileage calculation 26153 Legends Ct., Salinas 93908

| Day            | Where Traveled/Meeting   | Miles Round Trip |
|----------------|--|------------------|
| 1              | Regional Desalination Mtg @ 511 Forest Lodge Rd. Pacific Grove 93950   | 46               |
| 2              | Regional Desalination Mtg @ Construction Trailer, 4th Ave, Marina  | 25               |
| 3              |  |                  |
| 4              |  |                  |
| 5              |  |                  |
| 6              |  |                  |
| 7              |  |                  |
| 8              | Regional Desalination Project Forum Develop. @ 511 Forest Lodge Rd., P.G.  | 46               |
| 9              | Regional Desal Project Mtg @ Construction Trailer, 4th Ave, Marina   | 25               |
| 10             |  |                  |
| 11             |  |                  |
| 12             |  |                  |
| 13             |  |                  |
| 14             |  |                  |
| 16             | Regional Desal Project Mtg @ Construction Trailer, 4th Ave, Marina   | 25               |
| 17             |  |                  |
| 19             |  |                  |
| 20             |  |                  |
| 21             |  |                  |
| 22             |  |                  |
| 23             | Regional Desal Project Financing Plan: (2) mtgs 10 AM & 3 PM   | 25               |
| 24             | @ RMC Construction Trailer, 4th Ave, Marina  |                  |
| 25             |  |                  |
| 26             |  |                  |
| 27             |  |                  |
| 29             |  |                  |
| 30             |  |                  |
| 31             | Regional Desal Project Advisory Meeting @ 511 Forest Lodge Rd., P.G. @ 10 AM<br>AND Regional Desal Project Forum @ 700 Jewell Ave in Pacific Grove (42 mi) | 46<br>2 mtgs     |
| Total Miles    |  | 378              |
| Total Meetings |  | 13               |

3/1 - 3/22/11

3/23 - 3/31/11

I hereby certify that the above is a true record of necessary attendance of meetings related to the Monterey County Water Resources Agency, and mileage covered by me in the performance of official duties as a Director of the MCWRA.

Signature: [Signature]  
 Dated: 3/31/11

|                         |        |
|-------------------------|--------|
| Miles @ .51             | 167.28 |
| Meetings @ \$50.00 each | 650.00 |
| Total                   | 817.28 |

REMARKS 9 meetings